

Celle base • Stainless steel counters

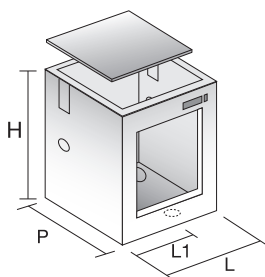
SENZA IMPIANTO DI REFRIGERAZIONE - EVAPORATORE
WITHOUT REFRIGERATION SYSTEM - EVAPORATOR

Le celle "BASE" hanno in dotazione: Coperchio a tampono coibentato a chiusura della cella; Termostato elettronico incassato per refrigerazione statica (a richiesta per refrigerazione ventilata) completo di sonda temperatura; Interruttore generale; Piletta di scarico; Ripiano intermedio in acciaio inox Aisi 304 regolabile in altezza tramite ganci su cremagliere; predisposizione passaggio cavi elettrici all'interno della parete cella schiumata.

The counter has included: Padded lid insulated on the closure of the counter; Electronic thermostat built-in inside the counter for the static refrigeration (on request for the ventilated refrigeration) completed with probe of the temperature; Switch power; Drain outlet; Intermediate shelf in stainless steel AISI 304 adjustable in height with hook racks; arrangement for the passage of the electrical cables inside the foamed wall of the counter.

Cella 1 foro • Counter 1 hole

L = 545 mm



	cod.	H mm	P mm	L mm	L1 mm
H 530*	C1B53/55	530	545	545	272
	C1B53/67	530	670	545	272
H 750	C1B75/55	750	545	545	272
	C1B75/67	750	670	545	272
H 800*	C1B80/55	800	545	545	272
	C1B80/67	800	670	545	272

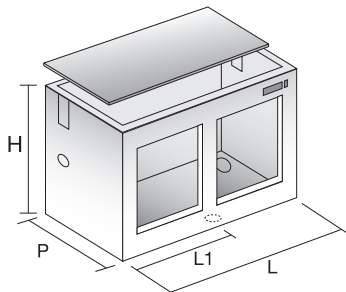
* Realizzate su richiesta

* Made on request

Optionals a pagina 8 • Optionals at page 8

Cella 2 fori • Counter 2 holes

L = 1000 mm



	cod.	H mm	P mm	L mm	L1 mm
H 530*	C2B53/55	530	545	1000	500
	C2B53/67	530	670	1000	500
H 750	C2B75/55	750	545	1000	500
	C2B75/67	750	670	1000	500
H 800*	C2B80/55	800	545	1000	500
	C2B80/67	800	670	1000	500

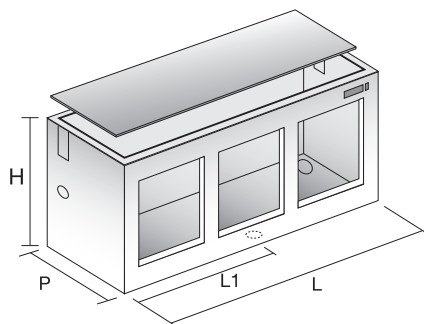
* Realizzate su richiesta

* Made on request

Optionals a pagina 8 • Optionals at page 8

Cella 3 fori • Counter 3 holes

L = 1500 mm



	cod.	H mm	P mm	L mm	L1 mm
H 530*	C3B53/55	530	545	1500	750
	C3B53/67	530	670	1500	750
H 750	C3B75/55	750	545	1500	750
	C3B75/67	750	670	1500	750
H 800*	C3B80/55	800	545	1500	750
	C3B80/67	800	670	1500	750

* Realizzate su richiesta

* Made on request

Optionals a pagina 8 • Optionals at page 8

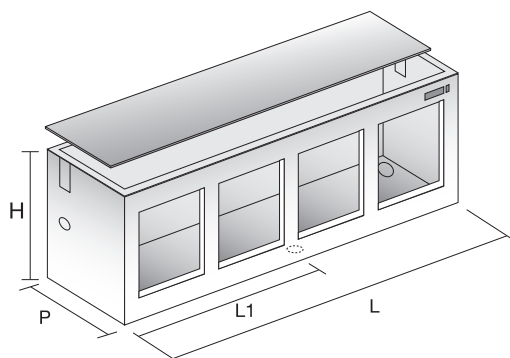
SENZA IMPIANTO DI REFRIGERAZIONE - EVAPORATORE
WITHOUT REFRIGERATION SYSTEM - EVAPORATOR

Celle base • Stainless steel counters

Le celle "BASE" hanno in dotazione: Coperchio a tampono coibentato a chiusura della cella; Termostato elettronico incassato per refrigerazione statica (a richiesta per refrigerazione ventilata) completo di sonda temperatura; Interruttore generale; Piletta di scarico; Ripiano intermedio in acciaio inox Aisi 304 regolabile in altezza tramite ganci su cremagliere; predisposizione passaggio cavi elettrici all'interno della parete cella schiumata.

The counter has included: Padded lid insulated on the closure of the counter; Electronic thermostat built-in inside the counter for the static refrigeration (on request for the ventilated refrigeration) completed with probe of the temperature; Switch power; Drain outlet; Intermediate shelf in stainless steel AISI 304 adjustable in height with hook racks; arrangement for the passage of the electrical cables inside the foamed wall of the counter.

Cella 4 fori • Counter 4 holes **L = 2000 mm**



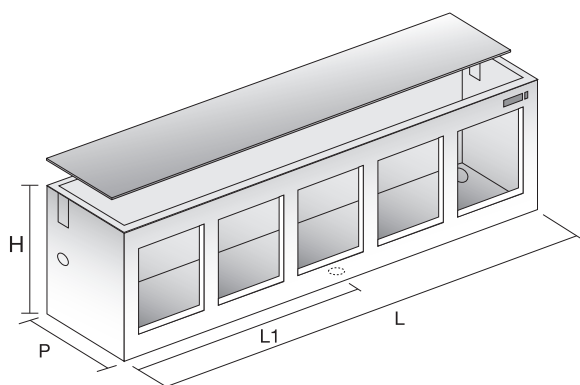
	cod.	H mm	P mm	L mm	L1 mm
H 530*	C4B53/55	530	545	2000	1000
	C4B53/67	530	670	2000	1000
H 750	C4B75/55	750	545	2000	1000
	C4B75/67	750	670	2000	1000
H 800*	C4B80/55	800	545	2000	1000
	C4B80/67	800	670	2000	1000

* Realizzate su richiesta

* Made on request

Optionals a pagina 8 • Optionals at page 8

Cella 5 fori • Counter 5 holes **L = 2500 mm**



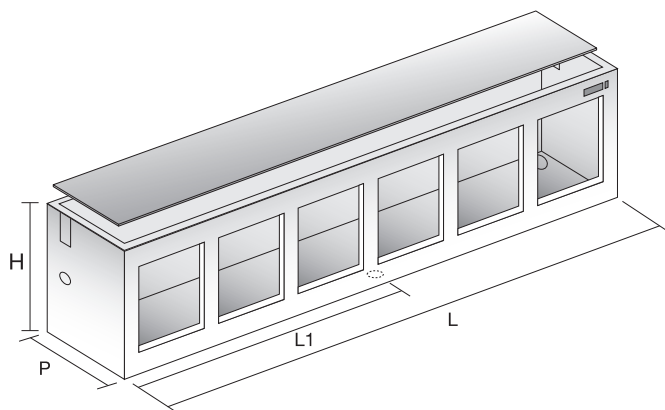
	cod.	H mm	P mm	L mm	L1 mm
H 750	C5B75/55	750	545	2500	1250
	C5B75/67	750	670	2500	1250
H 800*	C5B80/55	800	545	2500	1250
	C5B80/67	800	670	2500	1250

* Realizzate su richiesta

* Made on request

Optionals a pagina 8 • Optionals at page 8

Cella 6 fori • Counter 6 holes **L = 3000 mm**



	cod.	H mm	P mm	L mm	L1 mm
H 750	C6B75/55	750	545	3000	1500
	C6B75/67	750	670	3000	1500
H 800*	C6B80/55	800	545	3000	1500
	C6B80/67	800	670	3000	1500

* Realizzate su richiesta

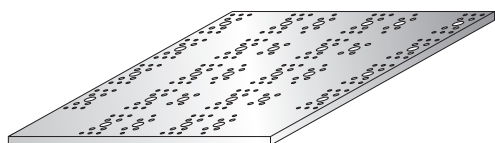
* Made on request

Optionals a pagina 8 • Optionals at page 8

Celle base • Stainless steel counters

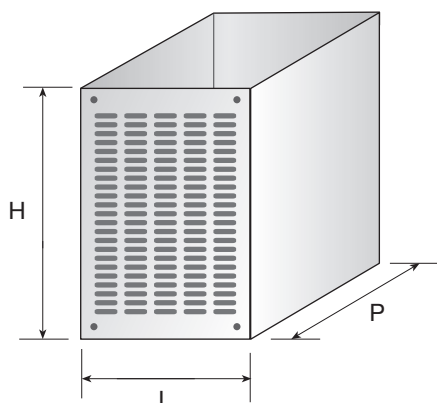
Articoli opzionali a corredo delle celle base
Optional items for the stainless steel counters

Grigliato di fondo in acciaio inox AISI 304 • Bottom grid in stainless steel AISI 304



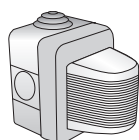
Prof. cella Depth counter	cod.	descrizione description	dimensioni dimensions
545	01GC45X43 LS	grigliato laterale dx / sx cella Right/left side counter grid	450 x 430
	01GC47X43 CS	grigliato centrale cella Central counter grid	470 x 430
670	01GC45X55 LL	grigliato laterale dx / sx cella Right/left side counter grid	450 x 550
	01GC47X55 CL	grigliato centrale cella Central counter grid	470 x 550

Mobiletti per unità condensatrici • Condensing unit cabinet

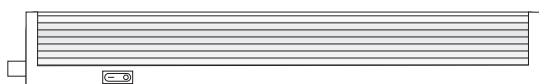


alt. cella height counter	cod.	H mm	P mm	L mm
750	MM75/55	750	545	500
	MM75/67	750	670	500
800	MM80/55	800	545	500
	MM80/67	800	670	500

Luce cella • Inside counter light



AC PLAFLUC1



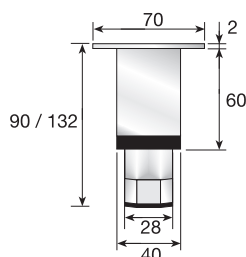
AC PLAFLUC2

cod.	descrizione description
AC PLAFLUC1	plafoniera con luce a incandescenza ceiling light with white heat lamp
AC PLAFLUC2	plafoniera con luce fluorescente ceiling with fluorescent light

Fornite montate e cablate sulla cella
Supplied assembled and wired on counter

A richiesta verrà applicata illuminazione a led
Led lighting should be applied on request

Piedino cella in acciaio inox • Foot counter in stainless steel



cod.	descrizione description
acpiedino	pieдино regolabile h = 9/13 cm adjustable foot h = 9/13 cm

Forniti montati sulla cella
Supplied assembled on the counter

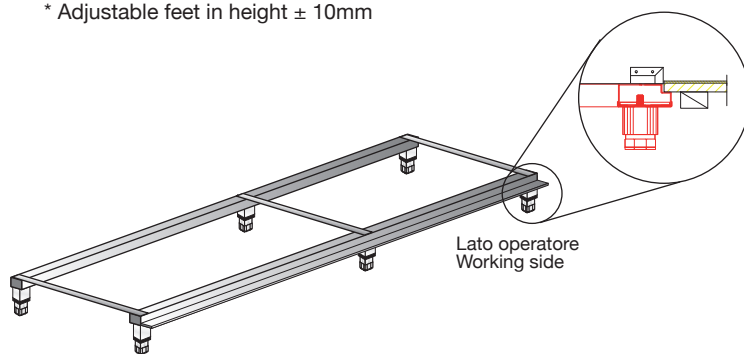
Celle base • Stainless steel counters

Articoli opzionali a corredo delle celle base
Optional items for the stainless steel counters

Zoccolatura di sostegno con piedini regolabili • Baseboard with adjustable feet



* Regolazione altezza piedi ± 10 mm
* Adjustable feet in height ± 10 mm



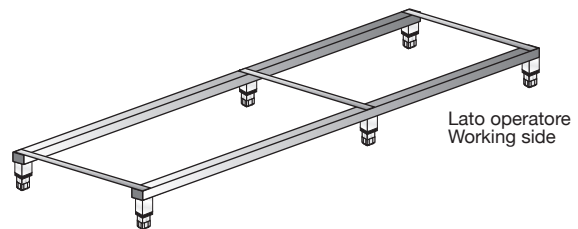
Versione zoccolatura con predisposizione appoggio pedana
Baseboard with the support for footboard

Disponibile in 2 versioni:

- senza predisposizione per appoggio pedana
 - con predisposizione per appoggio pedana
- La zoccolatura viene fornita montata sulla cella.

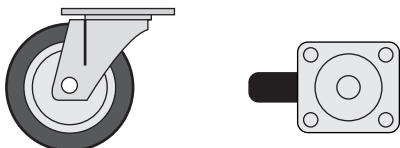
Available in 2 versions:

- without the prearrangement for footboard
 - with the prearrangement for footboard
- Baseboard will be supplied assembled on the counter



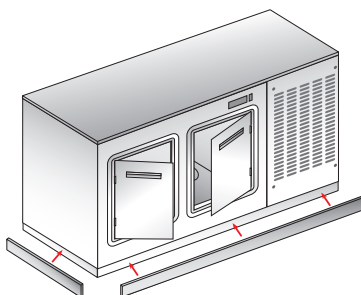
Versione zoccolatura senza predisposizione appoggio pedana
Baseboard without the support for footboard

Kit ruote • Set of wheels



Forniti a coppia montati sulla cella.
Disponibile anche versione con freno.
Supplied by couples assembled on the counter.
Also available version with brake.

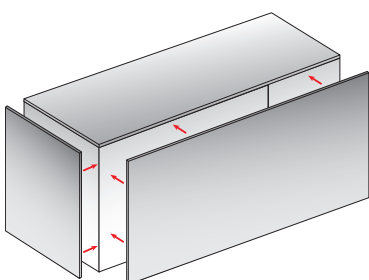
Fascia in acciaio per copertura frontale e/o perimetrale zoccolatura • Stainless steel plate for the cover of the front and/or for the perimetrical baseboard



La fascia (h = 120mm) viene fornita pronta per essere applicata alla zoccolatura.

The plate (h=120mm) will be supplied ready to be installed on the baseboard.

Rivestimento esterno acciaio inox per fianchi e/o posteriore • Stainless steel external covering for the sides and/or the back of the counter



Sono disponibili anche separatamente:

- rivestimento esterno per fianco destro
- rivestimento esterno per fianco sinistro
- rivestimento esterno per lato posteriore

Are available also separately:

- external covering for the right side
- external covering for the left side
- external covering for the back side